



GSW Direct Vent™

A Unique Balanced Flue Design


Extensive research and development by GSW engineers has resulted in the creation of an innovative new approach to atmospherically vented gas water heaters; the GSW Direct Vent water heater design. A proven performer with ten years of laboratory testing and field trials including nine winters in the extreme cold, the Direct Vent operates quietly with no need for an electric fan or external power supply. The balanced flue design with a side wall vent termination allows installation in locations without a chimney. The sealed combustion chamber and coaxial vent uses fresh air taken from outside rather than pre-heated air from within the home. Quiet, reliable and efficient operation in a quality design: the GSW Direct Vent water heater.

Flame Safe™ technology – designed to protect the consumer against ignition of flammable vapours.


High Quality Features

- No chimney needed
- Easy to install flexible co-axial vent supplied with water heater
- Removable anode(s)
- Meets latest energy efficiency standards
- Galvanized bottom pan protects from corrosion
- Complies with R2000 home requirements
- No external power supply required
- Glass-lined tank for longer life
- Factory-installed plastic-lined nipples with heat traps
- Automatic gas control
- CFC-free foam insulation

New! 50 gallon high input for combo applications



With TankSaver®



Without TankSaver®

Exclusive, patented innovation.

The exclusive and patented TankSaver® design works to prolong tank life. TankSaver® impedes corrosion by guarding metal tank openings from exposure and keeping them watertight. The durable construction virtually eliminates rust.



GSW Direct Vent Water Heaters

CAPACITY & PERFORMANCE					
MODEL	CAPACITY		THERMAL EFFICIENCY (%)	RECOVERY (USG) 100°(F) RISE*	ENERGY FACTOR (EF)
	US GAL	LITRES			
6G40BFNA**	40	150	75	34	0.59
6G50TBFNA**	50	189	75	41.5	0.59
NEW! For Combo Heating Applications - with side taps					
6G50THBFNA	50	189	75	42.4	0.59

* Recovery based on sea level rating.

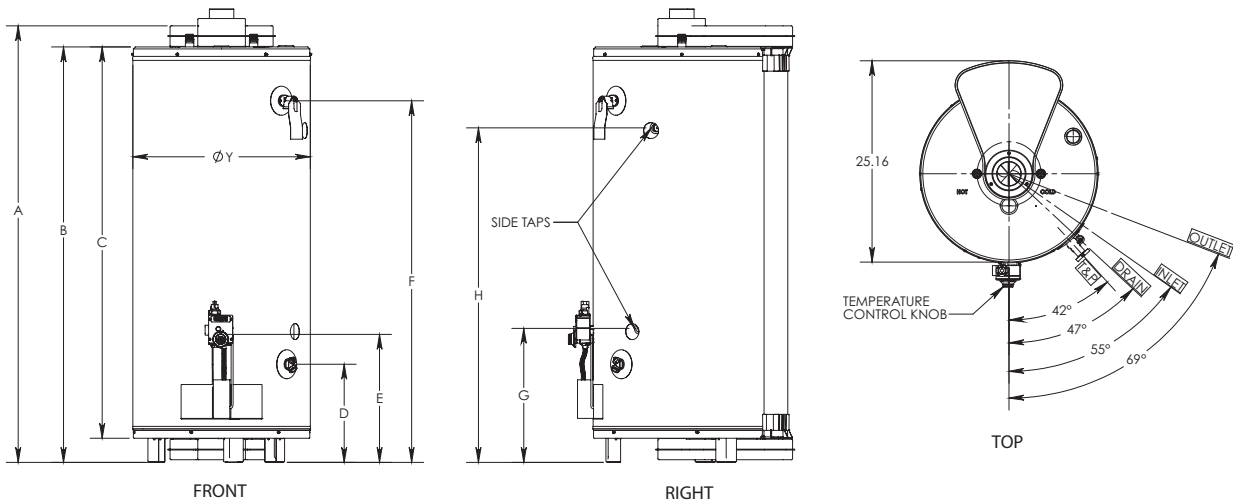
** For propane model number replace NA with P.

All units are rated to 7,700 ft.

In keeping with our policy of continuous product improvement, GSW Water Heating reserves the right to make changes without notice.

GSW Warranty:

All GSW and John Wood Water Heaters will be replaced free of charge in the case of tank leakage within the stated warranty period from the date of installation in domestic applications, and one year in commercial applications. All parts supplied are warranted for one year. Warranty does not include labour. Consult owner's manual for complete details.



Please note: Above image is the new 50/50.

FVIR - DV BASE MODEL	TANK CAP. (GAL.)	INPUT BTU PER HOUR (NG/LP)	EXTERIOR in. (cm)				WATER CONNECTION in. (cm)		T & P VALVE HEIGHT in. (cm) F	DRAIN VALVE in. (cm) D	GAS VALVE INLET in. (cm) E	APPROX. RECOVERY EFFICIENCY	SHIP WEIGHT (kg)
			A	B	C	Y	G (in)	H (out)					
6G40BFNA	40	38,000	54.8 (139)	51.9 (131)	48.9 (124)	22.3 (57)	N/A	N/A	45.2 (114)	12.3 (31)	16.0 (40)	75	167 (76)
6G50TBFNA	50	42,000	63.8 (161)	60.8 (154)	57.8 (146)	22.3 (57)	N/A	N/A	54.0 (137)	12.3 (31)	16.0 (40)	75	185 (84)
6G50THBFNA*	50	50,000	64.8 (164)	62.3 (158)	59.0 (149)	22.3 (57)	16.6 (42)	53.8 (136)	55.5 (140)	12.5 (32)	16.3 (41)	77	187 (85)

*Side taps only available on this model.



GSW Water Heating HEAD OFFICE:

599 Hill Street West
Fergus, ON, Canada N1M 2X1
Tel: 888-599-2837
Fax: 519-787-5500
E-mail: gswinfo@gsw-wh.com
www.gsw-wh.com